



Name of the Company : Vertical Industries Limited (Formerly La Mansion Granies Limited)				
Scrip Code: 515099		EQUITY		
Quarter ended: 31st March 2015				
	Partly paid-up Shares:	No. of partly paid-up Shares	As a % of total No. of partly paid-up Shares	As a % of total No. of shares of the
	Held by promoter/promoter group	NIL		
	Held by Public	NIL		
	Total	NIL		
	Outstanding Convertible Securites:	No. of outstanding securities	As a % of total No. of outstanding convertible securities	As a % of total No. of shares for the company, assuming full conversion of the convertible securities
	Held by promoter/promoter group	NIL		
	Held by Public	NIL		
	Total	NIL		
	Warrants:	No. of Warrants	As a % of total No. of Warrants	As a % of total No. of shares of the company, assuming full conversion of warrants
	Held by promoter/promoter group	NIL		
	Held by Public	NIL		
	Total	NIL		
	Total paid-up capital of the company, assuming full conversion of warrants and convertible securities	7796000		




I (a)		Name of the Company : Vertical Industries Limited (Formerly La Mansion Granies Limited)			31.03.2015			
S.No	Category of Shareholder	Number of Share holders	Total Number of shares	Number of shares held in dematerialised form	Total shareholding as a percentage of total number of shares		Shares pledged or otherwise encumbered	
					As a Percentage of (A+B)1	As a Percentage of (A+B+C)	Number of Shares	As a percentage (IX)=(VIII)/(IV)* 100
(I)	(II)	(III)	(IV)	(V)	(VI)	(VII)	(VIII)	(IX)
(A)	Shareholding of Promoter and Promoter Group							
1	Indian							
a.	Individuals/Hindu Undivided Family	5	2070000	0	26.55	26.55	0	0
b.	Central Government/State Government(s)	0	0	0	0.00	0.00	0	0
c.	Bodies Corporate	0	0	0	0	0	0	0
d.	Financial Institutions/Banks	0	0	0	0	0	0	0
	Others :-							
e.	Mutual Funds	0	0	0	0	0	0	0
f.	Trusts	0	0	0	0	0	0	0
	Sub Total (A)(1)	5	2070000	0	26.55	26.55	0	0
2	Foreign							
a.	Individuals (Non Resident Individuals/Foreign Individuals)	0	0	0	0	0	0	0
b.	Bodies Corporate	0	0	0	0	0	0	0
c.	Institutions	0	0	0	0	0	0	0
d.	Qualified Foreign Investor	0	0	0	0	0	0	0
e.	Any Others(Specify)	0	0	0	0	0	0	0
	Sub Total (A)(2)	0	0	0	0	0	0	0
	Total Shareholding of Promoter and Promoter Group							
	(A)=(A)(1)+(A)(2)	5	2070000	0	26.55	26.55	0	0
(B)	Public Shareholding							
1	Institutions							
a.	Mutual Funds/UTI	0	0	0	0.00	0.00	0	0
b.	Financial Institutions/Banks	0	0	0	0.00	0.00	0	0
c.	Central Government/State Government(s)	0	0	0	0	0	0	0
d.	Venture Capital Funds	0	0	0	0	0	0	0
e.	Insurance Companies	0	0	0	0	0	0	0
f.	Foreign Institutional Investors	0	0	0	0	0	0	0
g.	Foreign Venture Capital Investors	0	0	0	0	0	0	0
h.	Qualified Foreign Investor	0	0	0	0	0	0	0
i.	Any Other (specify)	0	0	0	0	0	0	0
	Sub Total (B)(1)	0	0	0	0.00	0.00	0	0
2	Non-Institutions							
a.	Bodies Corporate	22	475900	375900	6.10	6.10	0	0
b.	Individuals							
	i)Individual shareholders holding nominal share capital							
	upto Rs.1 lakh	17350	2333000	245500	29.93	29.93	0	0
	ii)Individual shareholders holding nominal share capital							
	in excess of Rs.1 lakh	110	2858300	1028600	36.66	36.66	0	0
c.	Qualified Foreign Investor	0	0	0	0	0	0	0
	Any Others :-							
d.	Clearing Members	4	58800	58800	0.75	0.75	0	0
	Sub Total (B)(2)	17486	5726000	1708800	73.45	73.45	0	0
	Total Public Shareholding (B)=(B)(1)+(B)(2)	17486	5726000	1708800	73.45	73.45	0	0
	Total (A)+(B)	17491	7796000	1708800	100.00	100.00	0	0
(C)	Shares held by Custodians and against Depository Receipts							
	have been issued	0	0	0	0	0	0	0
(1)	Promoter and Promoter Group	0	0	0	0	0	0	0
(2)	Public	0	0	0	0	0	0	0
	Grand Total (A)+(B)+(C)	17491	7796000	1708800	100.00	100.00	0	0



Name of the Company : Vertical Industries Limited (Formerly La Mansion Granies Limited)

(1)(b) Statement showing holding of securities (including shares, warrants, convertible securities) of persons belonging to the category "Promoter and Promoter Group"

Sr No	Name of the Shareholders	Number of Shares Held	Shares as a percentage of total number of shares (i.e., Grand Total (A)+(B)+(C) indicated in Statement at para (1)(a) above)		Shares Pledged or otherwise encumbered			Details of Warrants		Details of convertible securities		Total shares (including underlying shares assuming full conversion of warrants and convertible securities) as a % of diluted share capital
					Number	As a Percentage of holding	As a % of grand total	Number of warrants held	As a % total number of warrants of the same class	Number of warrants held	As a % total number of warrants of the same class	
1	P. JANARDHAN REDDY	555,000	7.12		0	0	0	0	0	0	0	7.12
2	P. LALITHA DEVI	380,000	4.87		0	0	0	0	0	0	0	4.87
3	G. NAGA PADMINI	385,000	4.94		0	0	0	0	0	0	0	4.94
4	G. RAVINDER REDDY	370,000	4.75		0	0	0	0	0	0	0	4.75
5	S. NAGA LAKSHMI	380,000	4.87		0	0	0	0	0	0	0	4.87
	TOTAL	2,070,000	26.55		0	0	0	0	0	0	0	26.55




(l)(c)(i) Statement showing holding of securities (including shares, warrants, convertible securities) of persons belonging to the category "Public" and holding more than 1% of the total number of shares

Sr No	Name of the Shareholders	Number of Shares	Shares as a percentage of total number of shares (i.e., Grand Total (A)+(B)+(C) indicated in Statement at para (l)(a) above)		Details of Warrants		Details of convertible securities		Total shares (including underlying shares assuming full conversion of warrants and convertible securities) as a % of diluted share capital	
					Number of warrants held	As a % total number of warrants of the same class	Number of warrants held	As a % total number of warrants of the same class		
1	GHANSHYAM C JOSHI	99,000	1.27							1.27
2										
	TOTAL	99000	1.27		0	0	0	0		1.27

(l)(c)(ii) Statement showing holding of securities (including shares, warrants, convertible securities) of persons (together with PAC) belonging to the category "Public" and holding more than 5% of the total number of shares of the company

Sr No	Name of the Shareholders	Number of Shares	Shares as a percentage of total number of		Details of Warrants		Details of convertible		Total shares (including underlying shares	
					Number of warrants held	As a % total number of warrants of the same class	Number of warrants held	As a % total number of warrants of the same class		
1	NIL	NIL	NIL		NIL	NIL	NIL	NIL		NIL
	TOTAL	0	0		0	0	0	0		0.00




(I)(d) Statement showing details of locked-in shares			
Sr No	Name of the Shareholders	Number of Shares	Shares as a percentage of total number of shares (i.e., Grand Total (A)+(B)+(C) indicated in Statement at para (I)(a) above)
	NIL	NIL	NIL
	TOTAL	0	0

(II)(a) Statement showing details of Depository Receipts (DRs)

Sr No	Type of outstanding DR (ADRs, GDRs, SDRs, etc.)	Number of outstanding DRs	Number of Shares underlying outstanding DRs	Shares underlying outstanding DRs as a percentage of total number of shares (i.e., Grand Total (A)+(B)+(C) indicated in Statement at para (I)(a) above)
	NIL	NIL	NIL	NIL
	TOTAL	0	0	0

(II)(b) Statement showing details of Depository Receipts (DRs), where underlying shares held by 'promoter/promoter group' are in excess of 1% of the total number of shares

Sr No	Name of the DR Holder	Type of outstanding DR	Number of Shares	Shares underlying outstanding DRs as a
	NIL	NIL	NIL	NIL
	TOTAL	0	0	0



(III) (a) Statement showing the voting pattern of shareholders, if more than one class of shares/securities is issued by the issuer.

-- NA

(Give description of voting rights for each class of security

Class X:

Class Y:

Class Z:)

Category	Category of shareholder	Number of Voting Rights held in each class of securities			Total Voting Rights (III+IV+V)	Total Voting rights i.e. (VI)	
		Class X	Class Y	Class Z		As a percentage of (A+B)	As a percentage of (A+B+C)
(I)	(II)	(III)	(IV)	(V)	(VI)	(VII)	(VIII)
(A)	Promoter and Promoter Group						
	-1 Indian						
	(a) Individuals/ Hindu Undivided Family						
	(b) Central Government/ State Government(s)						
	(c) Bodies Corporate						
	(d) Financial Institutions/ Banks						
	(e) Any Other (specify)						
	Sub-Total (A)(1)						
	-2 Foreign						
	(a) Individuals (Non-Resident Individuals/ Foreign Individuals)						
	(b) Bodies Corporate						
	(c) Institutions						
	(d) Any Other (specify)						
	Sub-Total (A)(2)						
	Total Shareholding of Promoter and Promoter Group (A)= (A)(1)+(A)(2)						
(B)	Public shareholding						
	-1 Institutions						
	(a) Mutual Funds/ UTI						
	(b) Financial Institutions/ Banks						
	(c) Central Government/ State Government(s)						
	(d) Venture Capital Funds						
	(e) Insurance Companies						
	(f) Foreign Institutional Investors						
	(g) Foreign Venture Capital Investors						
	(h) Any Other (specify)						
	Sub-Total (B)(1)						
	-2 Non-institutions						
	(a) Bodies Corporate						
	(b) Individuals -						
	i. Individual shareholders holding nominal share capital up to Rs. 1 lakh.						
	ii. Individual shareholders holding nominal share capital in excess of Rs. 1 lakh.						
	(c) Any Other (specify)						
	Sub-Total (B)(2)						
	Total Public Shareholding (B)= (B)(1)+(B)(2)						
	TOTAL (A)+(B)						
(C)	Shares held by Custodians and against which Depository Receipts have been issued						
	GRAND TOTAL (A)+(B)+(C)						

NA

